

Scaled data based on original data using
LM-79-08 Approved Method: Electrical and Photometric Measurements of Solid-
State Lighting Products

Test Report Prepared for
Cooper Lighting Solutions
(formerly Eaton)

Brand: McGRAW-EDISON

Report Number: P227820

Luminaire Tested: **ISS-AF-XXX-LED-E1-T4FT-XXB**

Issue Date: 3/3/2020

Test Information

Test Method: LM-79-08
Report Number: P227820
TEST IS SCALED FROM IESNA LM-79-08 TEST DATA (P29760)
Test Lab: INNOVATION CENTER-P2
Issue Date: 3/3/2020
Manufacturer: COOPER LIGHTING SOLUTIONS (FORMERLY EATON)
Product Line: MCGRAW-EDISON
Catalog Number: ISS-AF-XXX-LED-E1-T4FT-XXB
Description: IMPACT ELITE LED QUATER SPHERE LUMINAIRE, EMERGENCY MODE WITH BATTERY BACKPACK BOX
LIGHT SQUARE WITH ACCULED OPTICS-TYPE IV FORWARD THROW
Light Source: (16) 4000K CCT, 70 CRI LEDs
Ballast/Driver: ELECTRONIC DRIVER

Summary

Lumens per Lamp: N/A
Luminaire Lumens: 642.4 lumens
Efficiency: N/A
Efficacy: 49.4 lumens/watt
Luminous Opening: Rectangular (W 0.5' x L: 0.5' x H: 0')
IES Classification: Type IV - Short - Non-Cutoff
BUG Rating: B0 - U0 - G1

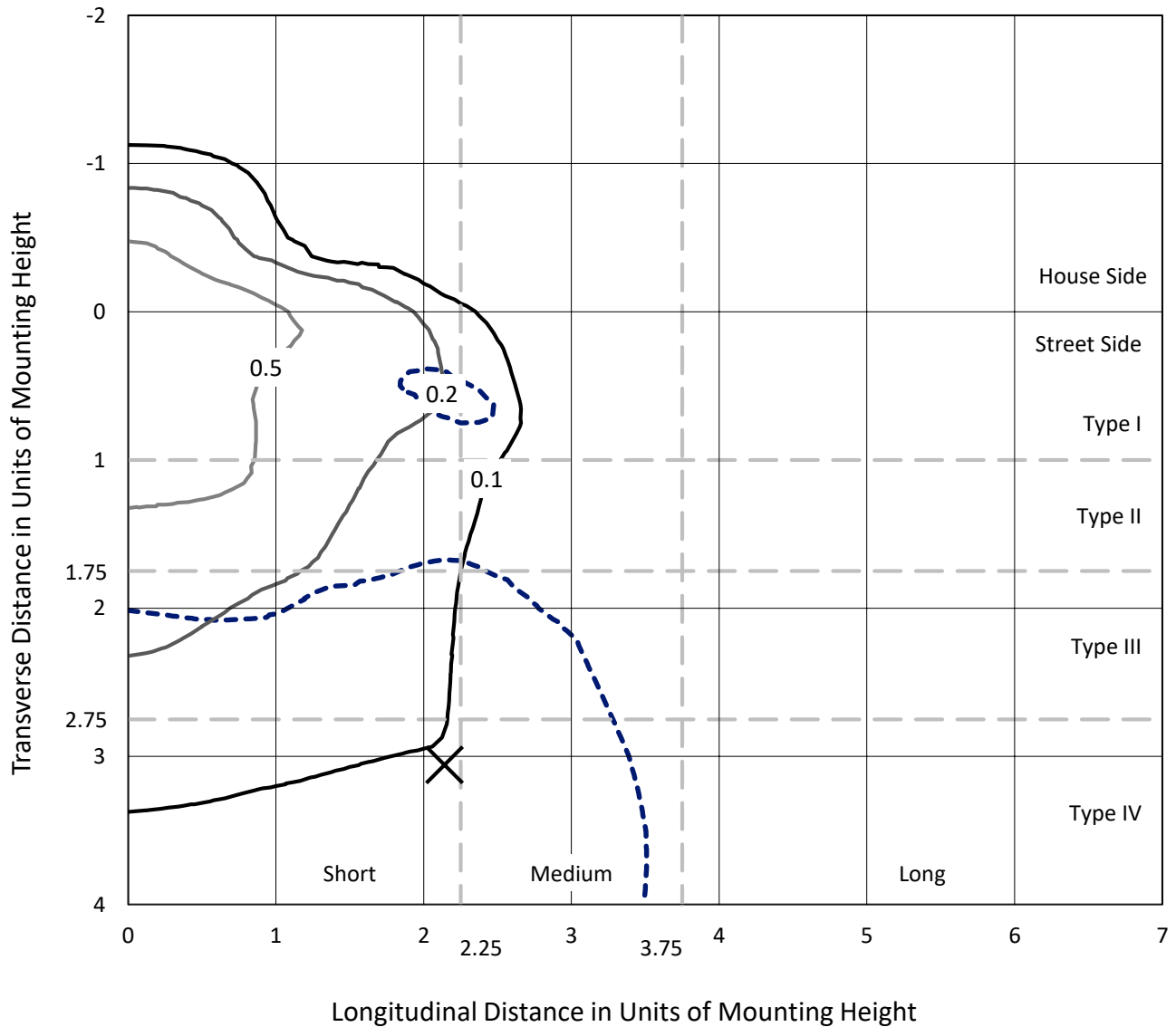
Input Watts (W): 13
Input Voltage (V): 120
Input Current (Ain): NR
Voltage Rise (V): NR
Power Factor: NR
Total Harmonic Distortion (THDi): NR
Frequency (hertz): 60
Stabilization Time: NR
Operation Time: NR
Ambient Temperature (°C): NR
Test Distance: 25 FT



REPORT NUMBER: P227820
 CATALOG NUMBER: ISS-AF-XXX-LED-E1-T4FT-XXB

Iso-Footcandle Lines of Horizontal Illumination

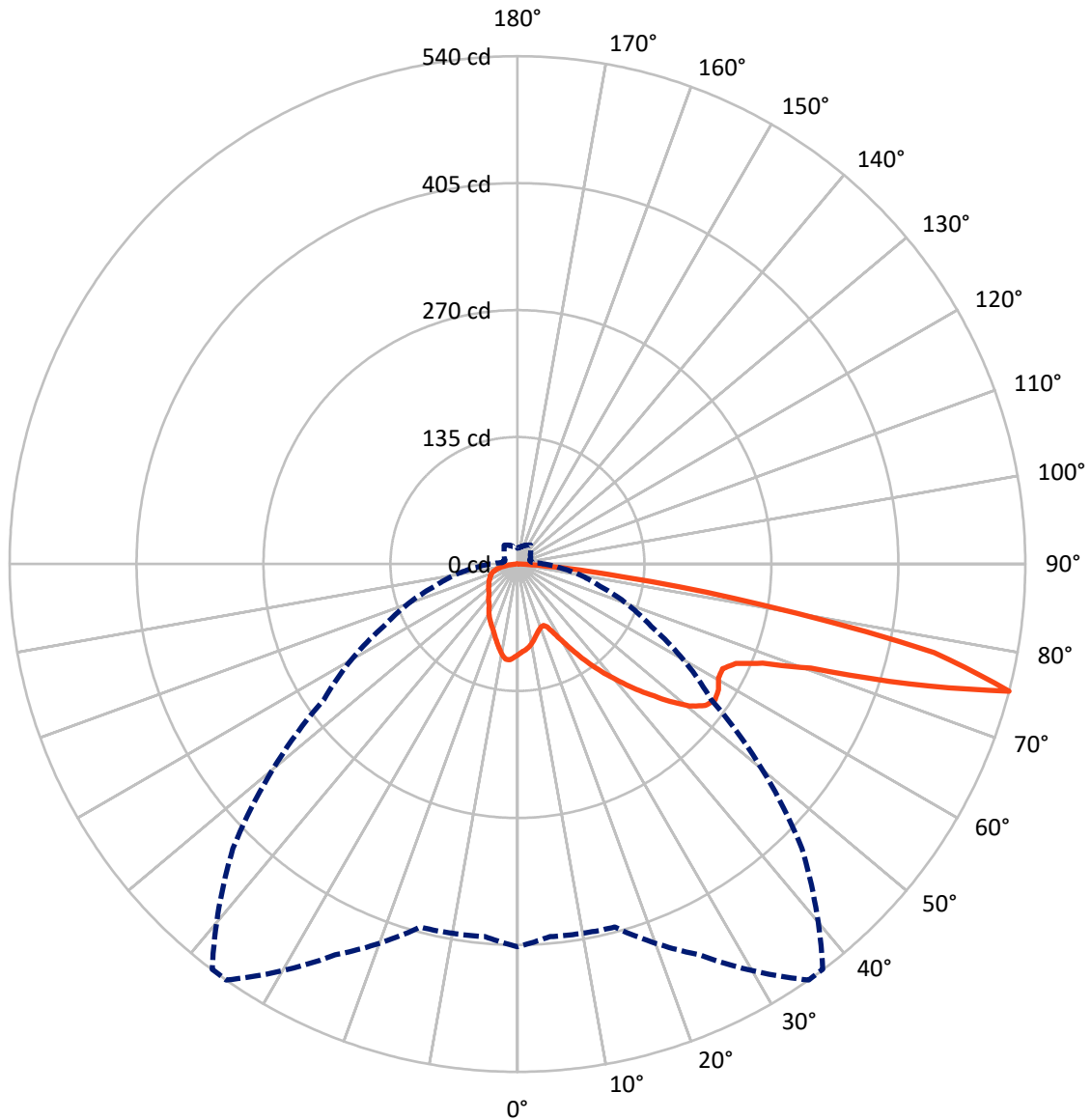
× Max cd
 - - - 1/2 Max cd



Based on 10 foot mounting height. Maximum calculated value = 1 fc
 Type IV - Short - Non-Cutoff

REPORT NUMBER: P227820
CATALOG NUMBER: ISS-AF-XXX-LED-E1-T4FT-XXB

Luminous Intensity Polar Plot



— Vertical Plane Through 35-Deg Lateral - - - Horizontal Cone Through 75-Deg Vertical

REPORT NUMBER: P227820

CATALOG NUMBER: ISS-AF-XXX-LED-E1-T4FT-XXB

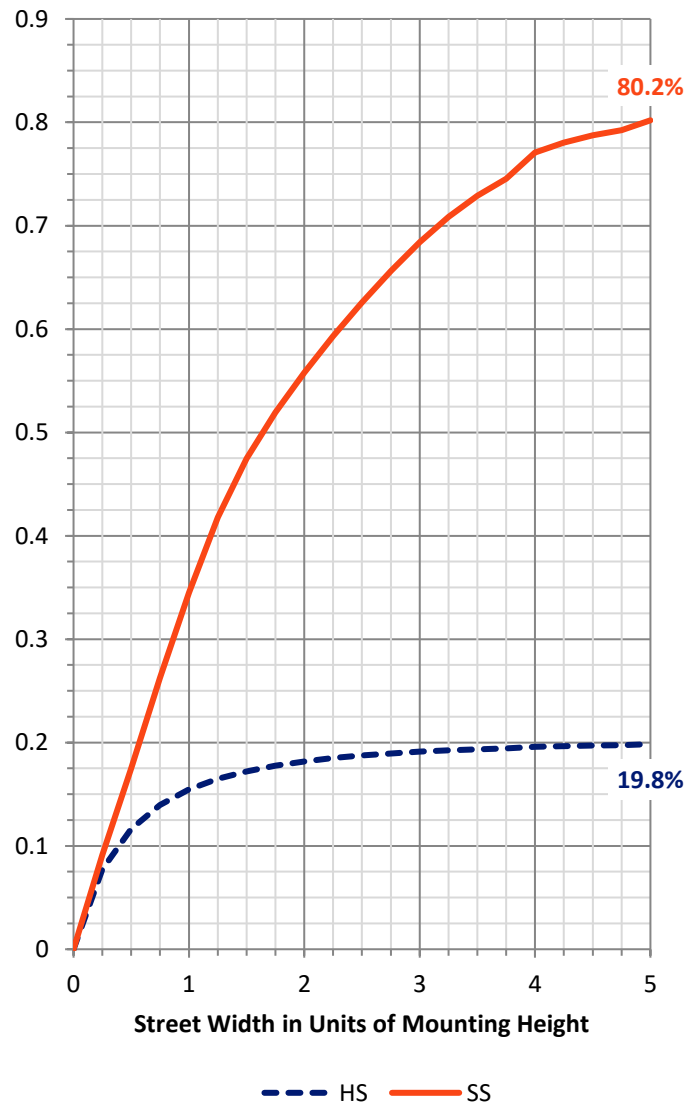
FLUX DISTRIBUTION:

		Downward	Upward	Total
House Side	Lumens	128.9	0.0	128.9
	% Fixture	20.1	0.0	20.1
Street Side	Lumens	513.5	0.0	513.5
	% Fixture	79.9	0.0	79.9
Total	Lumens	642.4	0.0	642.4
	% Fixture	100.0	0.0	100.0

Coefficient of Utilization

ZONAL LUMENS:

Zone	Lumens	% Fixture
0°-10°	9.1	1.4
10°-20°	23.9	3.7
20°-30°	37.8	5.9
30°-40°	61.0	9.5
40°-50°	90.3	14.1
50°-60°	116.1	18.1
60°-70°	143.8	22.4
70°-80°	144.9	22.6
80°-90°	15.5	2.4
90°-100°	0.0	0.0
100°-110°	0.0	0.0
110°-120°	0.0	0.0
120°-130°	0.0	0.0
130°-140°	0.0	0.0
140°-150°	0.0	0.0
150°-160°	0.0	0.0
160°-170°	0.0	0.0
170°-180°	0.0	0.0
0°-90°	642.4	100.0
0°-180°	642.4	100.0



REPORT NUMBER: P227820

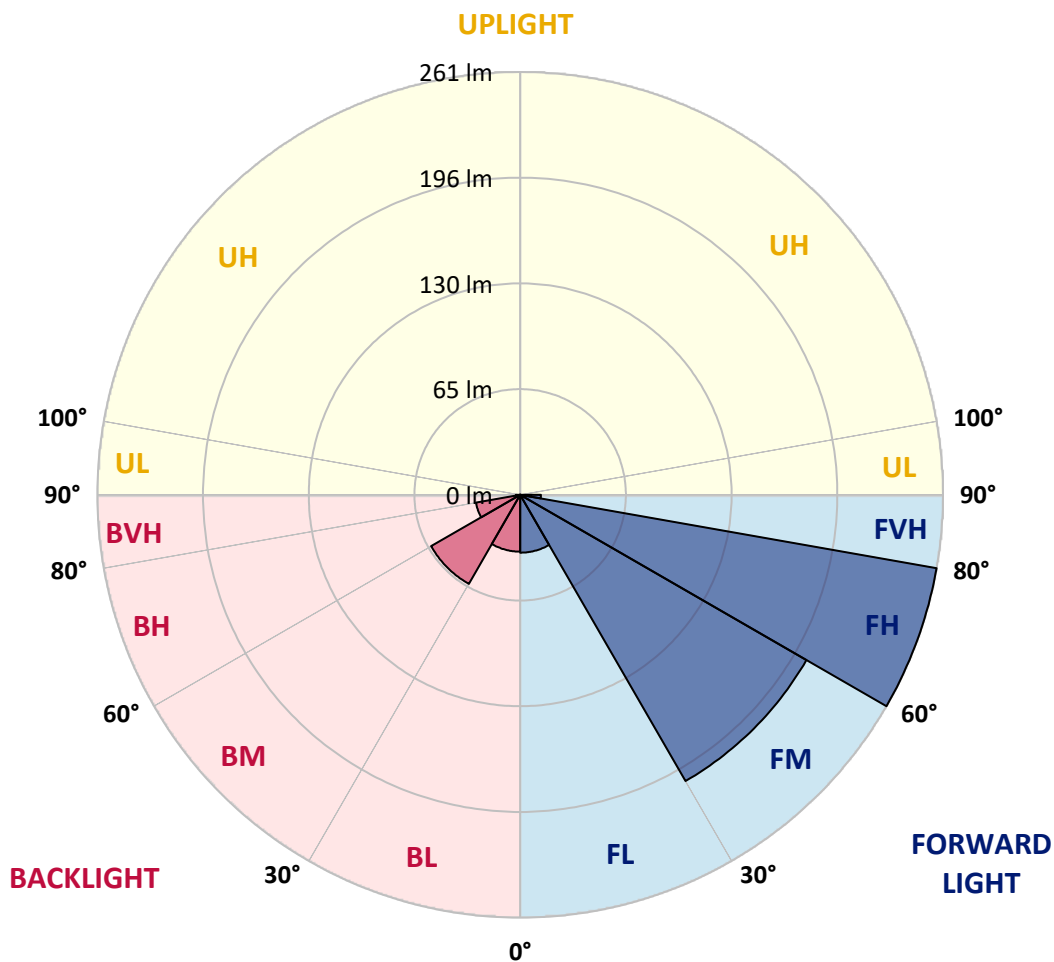
CATALOG NUMBER: ISS-AF-XXX-LED-E1-T4FT-XXB

LUMINAIRE CLASSIFICATION SYSTEM LUMEN TABLE AND BUG RATING:

Zone		Lumens	% Fixture	Zone Rating/Lumen Limit		
				B	U	G
FL	(0°-30°)	35.7	5.6			
FM	(30°-60°)	204.0	31.8			
FH	(60°-80°)	261.0	40.6			G0/660
FVH	(80°-90°)	12.8	2.0			G1/100
BL	(0°-30°)	35.1	5.5	B0/110		
BM	(30°-60°)	63.5	9.9	B0/220		
BH	(60°-80°)	27.7	4.3	B0/110		G0/110
BVH	(80°-90°)	2.7	0.4			G0/10
UL	(90°-100°)	0.0	0.0		U0/0	
UH	(100°-180°)	0.0	0.0		U0/0	

BUG Rating: B0-U0-G1

Type IV Short





REPORT NUMBER: P227820

CATALOG NUMBER: ISS-AF-XXX-LED-E1-T4FT-XXB

CANDELA DISTRIBUTION (FULL):

	0°	5°	15°	25°	35°	37°	45°	55°	65°	75°	85°
0°	96.5	96.5	96.5	96.5	96.5	96.5	96.5	96.5	96.5	96.5	96.5
2.5°	93.7	93.5	93.3	93.3	93.7	93.7	93.9	94.1	94.3	95.0	95.9
5°	91.1	90.9	90.7	90.9	91.6	91.6	92.2	92.7	93.1	94.1	95.2
7.5°	87.7	87.7	87.5	88.4	89.0	88.8	89.6	90.1	91.1	92.2	93.9
10°	83.2	83.2	83.2	84.3	85.3	85.3	86.0	87.1	88.0	89.4	91.6
12.5°	79.4	79.2	79.2	80.0	81.3	81.5	82.6	84.1	85.1	87.1	89.4
15°	78.1	77.6	76.5	76.5	77.2	77.2	79.0	81.0	82.8	84.7	87.5
17.5°	78.3	77.6	74.9	74.0	74.0	74.2	75.9	78.3	80.4	82.8	86.4
20°	80.2	79.2	74.0	72.0	71.6	71.8	73.3	75.7	78.3	81.5	85.5
22.5°	88.6	86.8	77.2	72.9	71.0	71.0	71.8	74.4	77.6	81.9	87.1
25°	107.9	105.1	88.0	80.2	74.4	73.8	72.3	74.9	78.7	83.9	91.3
27.5°	127.6	124.8	101.3	92.9	83.9	81.9	76.3	77.0	81.3	88.2	97.8
30°	144.1	141.8	117.9	108.3	96.3	94.1	85.5	81.5	85.8	94.1	107.4
32.5°	145.4	144.3	136.0	126.1	111.5	108.5	97.2	90.7	92.9	102.3	117.9
35°	157.4	156.5	152.0	142.6	128.1	124.6	112.6	102.7	102.1	111.3	129.9
37.5°	169.2	168.2	165.1	158.7	145.2	142.4	133.0	117.1	112.6	121.8	141.8
40°	180.3	178.8	175.0	171.3	161.5	161.5	151.4	130.8	122.7	131.0	151.6
42.5°	200.9	196.2	186.0	183.1	180.3	180.3	165.5	140.2	130.8	141.1	161.0
45°	220.7	216.1	202.2	196.6	198.1	197.3	177.0	145.7	138.1	150.6	170.1
47.5°	236.3	232.2	218.1	214.2	218.5	215.1	186.4	149.9	147.3	160.6	177.6
50°	250.3	240.6	226.9	232.0	237.4	231.6	194.8	156.3	156.5	171.3	188.5
52.5°	231.2	230.2	233.1	245.1	250.3	243.9	202.2	164.5	166.4	185.1	200.9
55°	208.3	208.1	225.6	249.0	255.2	249.2	207.1	174.3	176.7	202.0	216.6
57.5°	203.8	201.6	213.6	240.8	252.2	248.0	209.7	183.6	186.6	223.5	232.0
60°	218.3	214.2	212.4	232.0	245.8	243.7	213.0	194.6	198.6	248.0	246.4
62.5°	250.0	244.5	230.8	232.7	245.1	243.5	220.7	207.4	212.1	272.4	254.6
65°	292.1	288.1	266.2	250.5	255.2	252.9	234.7	223.7	226.3	289.9	245.3
67.5°	338.2	332.7	308.8	287.3	281.4	276.9	256.7	243.0	233.7	287.3	220.7
70°	390.4	384.3	363.8	341.7	331.3	326.4	295.3	259.7	231.0	259.1	174.1
72.5°	454.4	446.3	435.0	437.3	435.6	421.9	356.9	265.3	210.6	192.8	104.0
75°	407.2	398.0	400.0	458.9	540.4	539.8	428.1	251.5	157.0	90.9	45.0
77.5°	146.1	161.5	238.2	343.8	453.2	452.6	331.3	157.4	67.3	38.8	27.2
80°	36.6	37.3	59.2	141.1	264.6	262.5	187.9	59.4	28.1	23.6	18.6
82.5°	11.8	12.7	21.7	48.7	113.2	110.7	58.3	19.5	17.6	15.2	11.4
85°	3.9	3.9	7.7	16.8	37.3	35.8	11.8	7.1	9.6	8.0	5.1
87.5°	0.0	0.0	0.2	0.4	0.8	0.4	0.0	0.4	1.3	1.5	1.0
90°	0.0	0.0	0.0	0.0	0.0	0.0	0.0	0.0	0.0	0.0	0.0



REPORT NUMBER: P227820

CATALOG NUMBER: ISS-AF-XXX-LED-E1-T4FT-XXB

CANDELA DISTRIBUTION (continued):

	90°	95°	105°	115°	125°	135°	145°	155°	165°	175°	180°
0°	96.5	96.5	96.5	96.5	96.5	96.5	96.5	96.5	96.5	96.5	96.5
2.5°	96.5	96.3	97.2	97.8	98.0	98.6	99.3	99.7	99.5	99.3	99.3
5°	96.3	96.5	98.0	99.3	100.4	101.5	102.3	102.7	102.5	102.5	102.5
7.5°	95.0	95.9	97.6	99.7	101.3	101.9	102.1	101.5	101.0	100.4	100.4
10°	92.9	94.1	97.0	99.3	99.9	99.1	97.8	96.5	94.8	93.7	93.7
12.5°	91.1	92.7	96.1	98.0	97.2	95.0	92.2	90.1	88.4	87.1	86.8
15°	89.6	91.6	95.2	95.6	93.7	90.1	86.4	84.1	82.1	81.3	81.3
17.5°	88.6	91.1	94.3	93.1	89.2	84.5	81.0	79.2	77.6	76.8	76.5
20°	88.8	92.0	93.5	89.8	84.3	79.4	76.1	75.1	74.0	73.6	73.6
22.5°	91.1	94.1	93.3	87.1	79.8	74.2	72.0	71.8	71.4	71.0	70.8
25°	96.3	98.4	93.9	84.3	75.1	69.5	68.4	69.0	68.8	68.4	68.4
27.5°	103.4	103.8	95.0	81.5	69.9	65.0	65.0	66.1	65.7	65.0	65.4
30°	111.9	109.6	95.4	77.0	63.9	60.7	61.4	62.0	61.6	60.7	60.7
32.5°	121.2	115.6	95.4	71.2	58.1	56.9	57.1	57.3	56.4	55.3	55.3
35°	130.2	121.4	94.3	64.3	53.6	53.0	52.8	53.6	53.0	51.5	51.5
37.5°	138.7	125.9	91.6	57.3	50.2	49.9	50.6	50.2	49.3	47.2	46.7
40°	144.7	128.9	86.0	51.5	47.4	48.7	48.3	45.9	44.6	43.1	43.1
42.5°	150.2	130.4	79.2	47.0	45.4	47.2	45.4	42.5	40.7	40.5	40.7
45°	155.1	131.7	72.5	43.3	43.1	45.4	43.3	40.1	38.2	38.2	38.4
47.5°	159.8	133.0	65.9	39.9	40.3	42.9	41.6	38.4	36.4	35.2	35.2
50°	167.3	136.0	56.2	36.2	37.1	40.7	40.3	36.6	34.6	32.6	32.1
52.5°	176.3	141.1	45.7	32.4	34.8	38.8	38.8	35.2	32.8	30.3	29.8
55°	188.3	146.7	36.6	29.6	32.4	36.6	37.3	34.6	31.1	28.7	28.3
57.5°	200.3	148.6	29.6	26.8	29.4	34.6	36.2	33.2	29.2	27.4	27.2
60°	208.7	142.4	24.9	24.4	27.2	31.9	34.8	31.7	27.9	26.2	26.2
62.5°	207.4	123.6	22.3	22.9	25.5	30.1	33.5	30.5	27.0	26.0	25.8
65°	189.1	93.3	20.2	21.7	24.0	28.1	32.1	29.8	26.6	25.5	25.1
67.5°	159.4	62.0	18.6	20.4	22.5	26.6	31.1	28.9	25.3	24.7	24.2
70°	115.4	36.2	17.2	19.1	21.0	24.9	29.6	27.2	23.8	23.4	22.3
72.5°	62.4	22.7	15.4	17.4	19.1	22.7	27.2	25.1	21.9	20.2	19.5
75°	28.5	16.5	13.7	15.4	16.8	19.9	24.4	22.1	19.5	17.4	17.0
77.5°	19.1	12.5	11.6	13.3	13.9	16.8	21.7	17.6	15.2	13.7	13.3
80°	13.1	9.2	9.4	10.9	10.7	13.3	16.3	14.1	12.0	12.5	11.4
82.5°	8.4	6.4	7.3	7.7	7.5	10.1	12.7	10.7	9.0	7.5	6.4
85°	3.7	3.5	4.3	4.5	4.5	5.6	6.6	5.3	4.1	3.0	3.0
87.5°	0.2	0.4	0.4	0.6	0.4	0.2	0.0	0.0	0.0	0.0	0.0
90°	0.0	0.0	0.0	0.0	0.0	0.0	0.0	0.0	0.0	0.0	0.0

(END OF REPORT)